



# Nineveh – Hensley – Jackson United School Corporation (NHJUSC)

Charter Authorizer Compliance Report 2019 – 2020 for the  
Indiana Agriculture and Technology School

Prepared November 2020

Submitted December 30, 2020

Published and Available for Review on [www.indiancreekschools.com](http://www.indiancreekschools.com)

---

## INDEX

Purpose	3
Introduction	4
Overview of the Indiana Agriculture and Technology School	5
Component Review 1 –Standardized Test & Assessments	6
Component Review 2 --Growth and Improvement	7
Component Review 3 –Attendance Rates	8
Component Review 4 –Graduation Rates and Diploma Types	9
Component Review 5 –Student Enrollment	10
Component Review 6 –Authorizer Status Summaries	12
Component Review 7 –Governing Board Directory Information	13
Component Review 8 –Authorizer Best Practice Compliance	14
Component Review 9 –Administrative Fees Collected	15
Component Review 10 –Other Funds Collected and Use	16
Component Review 11 –Current Financial Audit Documentation	17

## APPENDIX:

Appendix A: Attendance Summary Sign-off Sheet
Appendix B: ADM Membership Count Sheets (Fall and Spring)
Appendix C: Authorizer Funds Collected Sheet
Appendix D: Current Financial Audit
Appendix E: Current, Supplemental Financial Audit
Appendix F: State Board of Accounts Audit Review Notice
Appendix G: State Board of Accounts Supplemental Audit Review Notice

---

## **PURPOSE:**

The purpose of this Authorizer Compliance Report is to provide a snapshot of the benchmarks pursuant to [IC 20-24-9-1](#) and the required contents as set forth by [IC 20-24-9-2](#). Those items are included for the public's reference below:

### **IC 20-24-9-1 Annual report to department**

Sec. 1. (a) An authorizer that has established a charter school shall submit an annual report to the department and the state board for informational and research purposes. The authorizer shall make the annual report available on the authorizer's Internet web site.

(b) The department and state board shall make all annual reports submitted under subsection (a) available on the department's and state board's Internet web sites.

[Pre-2005 Elementary and Secondary Education Recodification Citation: 20-5.5-9-1.]

*As added by P.L.1-2005, SEC.8. Amended by P.L.91-2011, SEC.21; P.L.33-2014, SEC.2; P.L.5-2015, SEC.45.*

### **IC 20-24-9-2 Annual report; contents**

Sec. 2. An annual report under this chapter must contain the following information:

- (1) Results of statewide assessment program measures.
- (2) Student growth and improvement data for each authorized school.
- (3) Attendance rates for each authorized school. In the case of a virtual charter school, the virtual charter school must include the methodology used to determine attendance rate with the attendance rate.
- (4) Graduation rates (if appropriate), including attainment of Indiana diplomas with a Core 40 designation and Indiana diplomas with Core 40 with academic honors designations for each authorized school.
- (5) Student enrollment data for each authorized school, including the following:
  - (A) The number of students enrolled.
  - (B) The number of students expelled.
- (6) Status of the authorizer's charter schools, identifying each of the authorizer's charter schools that are in the following categories:
  - (A) Approved but not yet open.
  - (B) Open and operating.
  - (C) Closed or having a charter that was not renewed, including:
    - (i) the year closed or not renewed; and
    - (ii) the reason for the closure or nonrenewal.
- (7) Names of the authorizer's board members or ultimate decision making body.
- (8) Evidence that the authorizer is in compliance with [IC 20-24-2.2-1.5](#).
- (9) A report summarizing the total amount of administrative fees collected by the authorizer and how the fees were expended, if applicable.
- (10) Total amount of other fees or funds not included in the report under subdivision (9) received by the authorizer from a charter school and how the fees or funds were expended.
- (11) The most recent audits for each authorized school submitted to the authorizer under [IC 5-11-1-9](#).
- (12) For a virtual charter school, the student engagement requirements or policies.

The information provided within this report is specific to the Indiana Agriculture and Technology School. No other charters were authorized by NHJUSC during the 2019 – 2020 academic calendar.

---

## **INTRODUCTION:**

Charter Schools are independent, state funded, public schools that are open to all students. Students do not pay tuition to attend these schools. The purpose of charter schools as defined by [IC 20-24-2-1](#) is the following:

- (1) Serve the different learning styles and needs of public school students.
- (2) Offer public school students appropriate and innovative choices.
- (3) Provide varied opportunities for professional educators.
- (4) Allow public schools freedom and flexibility in exchange for exceptional levels of accountability.
- (5) Provide parents, students, community members, and local entities with an expanded opportunity for involvement in the public school system.

In Indiana, charter schools may be authorized by a limited number of entities, such as governing boards of a nonprofit college or university that provides a four (4) year educational program for which it awards a baccalaureate or more advanced degree, including all of the listed entities in [IC 20-24-1-2.5\(5\)](#). School Corporations under [IC 20-24-2.2-1.2\(b\)](#) provides that a governing body of a school corporation can register with the state board for charter authority within the attendance area of the corporation as well.

---

## **Overview of the Indiana Agriculture and Technology School:**

The Indiana Agriculture and Technology School, having completed its second year with student enrollment, is a public charter school using cutting-edge, applied learning technologies blended with live, hands-on experiences in agricultural sciences and technology. The school provides students in grades 7 thru 12 with layers of accountability to ensure they stay on a path to success. Some of the highlights of the learning environment include:

- Student Learning Advocates monitor student activity, progress and work with the student and their family.
- Each course has a lead teacher who provides content review, assessments and timely feedback.
- Concept and Success Coaches tutor, assist and mentor students in the learning environment.
- CTE Certified Agriculture Teacher(s) lead students throughout the hands-on, practical learning opportunities.
- Dual Credit opportunities are provided through Ivy Tech in a variety of courses for students to earn college-ready credit.

[www.indiana.ag](http://www.indiana.ag)

---

**Component Review 1:**

**Results of Statewide Tests and End of Course Assessments**

Standardized Tests and End of Course Assessment Data

<b>ILEARN Performance Data</b>	<b>English/Language Arts</b>	<b>Mathematics</b>
Grade 7	No Data Available Due to Pandemic	No Data Available Due to Pandemic
Grade 8	No Data Available Due to Pandemic	No Data Available Due to Pandemic

<b>ISTEP Performance Data</b>	<b>English/Language Arts</b>	<b>Mathematics</b>
Grade 10 First Time Test Takers	No Data Available Due to Pandemic	No Data Available Due to Pandemic
Grade 11 and 12 Re-test (Fall 2019)	5 Passed (33%) 9 DNP (60%) 1 Undetermined (7%)	17 DNP (100%)

Authorizer's Note/Opinion:

Students were not able to complete the spring assessment due to the pandemic and disruption of the learning environment. Data only reflects the fall retest window, which included 15 students for English and 17 students for Mathematics.



**Component Review 2:**

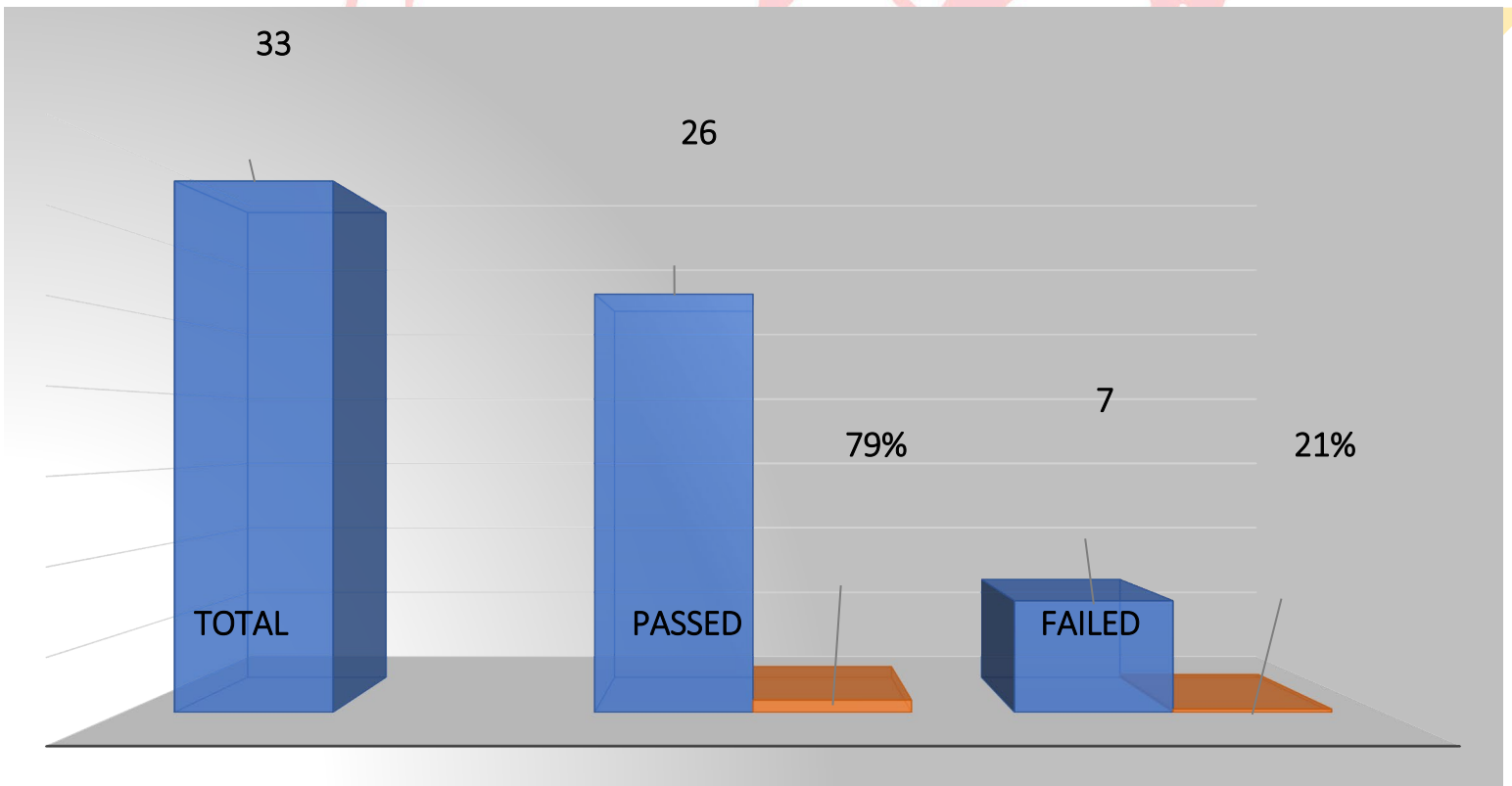
**Student Growth and Improvement Data for each Authorized School**

Results Driven Accountability (RDA) data used to monitor the proficiency of delivering instructional services and opportunities for growth to students within special education indicated for 2019 – 2020 the school was in compliance.

In addition, the school has shared and reviewed the administration of the ASVAB test model, showing preparation and growth necessary to serve in the armed forces. That data is summarized below for 2019 – 2020.

Lastly, the school has reviewed the Indiana Department of Education’s processes for implementing a formative assessment using the department’s approved list and process. The school will implement NWEA for the 2020 – 2021 school year, beginning with grade 7 – 9 students. The focus will be on English and mathematics only.

**SY 2019 IATS ASVAB TEST RESULTS**



---

**Component Review 3:**

**Attendance Rate for each Authorized School**

2020 Attendance Rate	State Indicator
	76.93%

Authorizer's Note/Opinion:

This includes 281 students reported having attended the school over the 180 day attendance period.

Documentation is included in Appendix A: Attendance Summary Sign-off Sheet



**Component Review 4:**

**Graduation Rates for each Authorized School**

<b>2020 Graduation Rate</b>	<b>State Indicator</b>	<b>Federal Indicator</b>
	53.66%	53.66%

**Core 40 and Academic Honors Diploma Awarded**

<b>2020 Core 40 Diplomas</b>	<b>2020 Academic Honors Diplomas</b>
18	0

Authorizer's Note/Opinion:

There were 22 graduates. 18 earned Core 40 designation, 4 earned General Diploma designation. The 2020 cohort accounted for 44 students. 13 students in the cohort have returned for the 2020 – 2021 school year to continue working on their credits required for a diploma.

---

**Component Review 5:**

**Student Enrollment Data for each Authorized School**

<b>Grade Level (ADM Count Day Data)</b>	<b>Enrollment ME 1 Count Day September 13, 2019</b>	<b>Enrollment ME 2 Count Day February 3, 2020</b>
7	24	27
8	26	29
9	39	41
10	33	33
11	34	40
12	36	43
TOTAL	192	213

Authorizer's Note/Opinion:

The ADM Sign-off sheets are included as documentation. They are located in the Appendix as Exhibit 'B' for review.

---

**Component Review 5, Continued:**

**Student Enrollment Data and Additional Data for each Authorized School**

<b>Number of Students Expelled</b>	<b>Student Count</b>
	0
<b>Number of Incidents Involving an SRO</b>	<b>Student Count</b>
	0

<b>Number of Students Restrained or Secluded</b>	<b>Student Count</b>
	0

---

**Component Review 6:**

**Status of Authorizer's Charter Schools**

- ▶ Approved, but not yet open = 0
- ▶ Open and Operating = 1
  - ▶ Indiana Agriculture and Technology School
- ▶ Closed or having a charter that was not renewed = 0

---

**Component Review 7:**

**Authorizer's Board Members and Decision Making Body**

- Dr. Tim Edsell, Superintendent of Schools
- Mrs. Judy Misiniec, Board President
- Mr. Ed Harvey, Vice-President
- Ms. Greg Waltz, Secretary
- Mr. Thomas Burgett, Member
- Mr. Ben Swopes, Member
- Mr. Andy Cline, Compliance Monitor

**Indiana Agriculture and Technology School Board (Reference Information)**

- Mr. Allan Sutherlin, President
- Mr. Brad Barkley, Vice-President
- Mr. Steve Riddle, Treasurer
- Mr. Peter Beering, Secretary
- Mr. Andy Sichtung, Local Appointed Member
- Mr. Keith Marsh, Chief Academic Officer/Principal

---

## **Component Review 8:**

### **Authorizer's Acknowledgement of Authorizing Practices**

Nineveh – Hensley Jackson United School Corporation acknowledges the following organizations for their contribution in improving authorizing practices.

- ▶ National Association of Charter School Authorizers (NACSA)
- ▶ Indiana Department of Education Charter School Office
- ▶ Indiana State Board of Education
- ▶ School Works

The School Corporation will continue to seek out resources and participate in opportunities to review and refine its authorizing practices.



---

**Component Review 9:**

**Collection of Administrative Fees and their Expenditure**

- ▶ \$34,688.20 collected as Authorizer Administrative Fees for 2019 – 2020
  - ▶ All funds collected will be spent on the position of part-time community relations director for the NHJ School Corporation and for any other expenses from being a charter school authorizer.

Authorizer's Note/Opinion:

Appendix 'C' represents the Fund History Report accounting for funds from the Authorizer's accounting software (Komputrol). The second document provided by IATS correlates amounts disbursed versus amounts received. The totals between the two documents are equal to the amount listed above.

---

## **Component Review 10:**

### **Collection of 'Other' Funds and their Expenditure**

- ▶ No other funds were collected by the Authorizer during the 2019 – 2020 school year.
  - ▶ This occurred only during the 2018 – 2019 school year only in a joint effort to employ a mental health counselor.
  - ▶ No funds were collected for the 2019 -2020 school year for this purpose.

Authorizer's Note/Opinion:

See the 2018 – 2019 Authorizer report for a breakdown of the 'other funds' collected for the shared employment of a mental health counselor during that academic year. The counselor served both NHJ and IATS students.

---

**Component Review 11:**

**Most Recent Audit of Authorized School Submitted Under [IC 5-11-1-9](#)**

Authorizer's Note/Opinion:

Appendix 'D' represents the Complete Audit for the 2019 – 2020 school accounting for funds from the Indiana Agriculture and Technology School.

Appendix 'E' represents the Supplemental Audit for the 2019 – 2020 school accounting for funds from the Indiana Agriculture and Technology School.

Appendix 'F' represents the **State Board of Accounts Audit Review Notice** (2019 – 2020) school accounting for funds from the Indiana Agriculture and Technology School.

Appendix 'G' represents the **State Board of Accounts Supplemental Audit Review Notice** (2019 – 2020) school accounting for funds from the Indiana Agriculture and Technology School.

---



Appendix A: Attendance Summary Sign-off Sheet

# Data Verification > Reports > Attendance Report

Academic Year: 2019 - 2020 ▼

School Building: All Schools ▼



Search

## Attendance Report - As of 10/28/2020 2:39:34 PM

9505 - Indiana Agriculture and Technology

School	Instructional Days	Number of Students Reported	Aggregate Days Attended	Aggregate Excused Days Absent	Aggregate Unexcused Days Absent	Aggregate Days Enrollment	Attendance Rate
5472 - Indiana Agriculture and Technology	180	281	28746	8621	0	37367	0.7693
<b>Total</b>		281	28746	8621	0	37367	0.7693

The Attendance Report displays aggregate attendance values based on individual students reported on DOE-AT. Attendance records with grades of PK or 13 are not included in the this report.  
Instructional days count above includes approved waiver days.

---



Appendix B: Membership Summary (Fall and Spring) Sign-off Sheets



**ADM Report - As of 10/9/2019 11:57:15 AM**

**Membership Count Date: 09/13/2019**

9505 - Indiana Agriculture and Technology

5472 - Indiana Agriculture and Technology

Grade	Resident Enrollment (exclude dual enrollment students)	Transfers Out	Cash Transfers	State Obligations	Placements In	Dual Enrollment FTE	Total ADM	Dual Enrollment Student Count	Virtual Yes	Virtual No	FDK
07	24	0	0	0	0	0	24	0	0	24	
08	26	0	0	0	0	0	26	0	0	26	
09	39	0	0	0	0	0	39	0	0	39	
10	33	0	0	0	0	0	33	0	0	33	
11	34	0	0	0	0	0	34	0	0	34	
12	36	0	0	0	0	0	36	0	0	36	
Total	192	0	0	0	0	0	192	0	0	192	

Students reported as attending other schools (i.e., ADM Type 2 "Transfers Out" and ADM Type 1 "Resident Enrollment" students attending a cooperative in another corporation) are not included on the School ADM Report, but are included on your Corporation's ADM Report.

Students participating in FDK program count as 1 and students participating in a half-day program count as .5


**Full Day KG Summary Report - 10/9/2019 11:57:15 AM**

No records found.



Keith A. Marsh 10/12/2019

Executive Director / Chief Academic Officer



**REPORT OF  
AVERAGE DAILY  
MEMBERSHIP  
(ADM) - Revised  
School Year 2020  
Monday, February  
3, 2020 Count**

**Upload Process:**

Print the Summary Report located under Data Verification>Reports>Membership>MemberShip Summary Report

Scan the Signed Document

Upload the Signed Document under Administration>Upload Signed Summary Report

To Verify the document has been uploaded correctly go back to Collection Management to find in your sign off box the word **SUBMITTED**.

**ADM Report - As of 2/28/2020 9:29:18 AM**

**Membership Count Date: 02/03/2020**

9505 - Indiana Agriculture and Technology  
0000 - Central Office

Grade	Resident Enrollment (exclude dual enrollment students)	Transfers Out	Cash Transfers	State Obligations	Placements In	Dual Enrollment FTE	Total ADM	Dual Enrollment Student Count	Virtual Yes	Virtual No	FDK
07	27	0	0	0	0	0	27	0	0	27	
08	29	0	0	0	0	0	29	0	0	29	
09	41	0	0	0	0	0	41	0	0	41	
10	33	0	0	0	0	0	33	0	0	33	
11	40	0	0	0	0	0	40	0	0	40	
12	43	0	0	0	0	0	43	0	0	43	
Total	213	0	0	0	0	0	213	0	0	213	

Students reported as attending other schools (i.e., ADM Type 2 "Transfers Out" and ADM Type 1 "Resident Enrollment" students attending a cooperative in another corporation) are not included on the School ADM Report, but are included on your Corporation's ADM Report.

Students participating in FDK program count as 1 and students participating in a half-day program count as .5

**Full Day KG Summary Report - 2/28/2020 9:29:15 AM**


No records found.

The undersigned certify that this report is true and accurate in every respect to the best of their knowledge and belief

2/28/2020




\_\_\_\_\_  
Superintendent/Principal/Director of Schools



\_\_\_\_\_  
Trustee or Corporate Treasurer

Date:



Appendix C: Authorizer Funds Collected Sheet

RCPT	DATE	REFERENCE/RECEIVED FROM	FUND	ACCOUNT	TITLE	REVENUE	FUND NAME
						AMOUNT	
15251	7/26/19	INDIANA AGRICULTURE ED	101	6600	MISCELLANEOUS REVENUE	\$2,062.92	EDUCATION FUND
15711	10/25/2019	IN AG ED	101	6600	MISCELLANEOUS REVENUE	\$2,797.71	EDUCATION FUND
15845	11/20/2019	INDIANA AGRICULTURE	2917	1951	IAE AUTHORIZED AGENT	\$2,797.71	AUTHORIZED AGENT IAE
15905	12/4/2019	IN AG ED	101	6600	MISCELLANEOUS REVENUE	\$2,797.71	EDUCATION FUND
16019	12/31/2019	IN AG ED	101	6600	MISCELLANEOUS REVENUE	\$2,797.71	EDUCATION FUND
16198	2/05/20	IN AG	1500	1951	IAE AUTHORIZED AGENT	\$2,797.71	AUTHORIZED AGENT IN AG EDU
16356	3/11/20	IN AG ED INC	101	6600	MISCELLANEOUS REVENUE	\$2,797.71	EDUCATION FUND
16392	3/24/20	IAG AUTHORIZED AGEND	1500	1951	IAE AUTHORIZED AGENT	\$2,797.71	AUTHORIZED AGENT IN AG EDU
15621	10/4/2019	IN AG ED	101	6600	MISCELLANEOUS REVENUE	\$2,812.00	EDUCATION FUND
16438	4/21/20	INDIANA AG	101	6600	MISCELLANEOUS REVENUE	\$3,409.77	EDUCATION FUND
16516	5/27/20	IN AG ED	101	6600	MISCELLANEOUS REVENUE	\$3,409.77	EDUCATION FUND
16576	6/25/20	IN AG EDOVERPAYMENT	101	6600	MISCELLANEOUS REVENUE	\$3,409.77	EDUCATION FUND
						\$34,688.20	

Indiana Agriculture Education Inc.

All Payments Issued for Nineveh-Hensley-Jackson United School Cor  
July 2019 through June 2020

---

Type	Num	Date	Amount
<b>Jul '19 - Jun 20</b>			
Bill Pmt -Check	1531	07/23/2019	2,062.92
Bill Pmt -Check	1616	09/29/2019	2,812.00
Bill Pmt -Check	1642	10/21/2019	2,797.71
Bill Pmt -Check	1674	11/15/2019	2,797.71
Bill Pmt -Check	1689	11/26/2019	2,797.71
Bill Pmt -Check	1724	12/16/2019	2,797.71
Bill Pmt -Check	1767	01/28/2020	2,797.71
Bill Pmt -Check	1835	03/04/2020	2,797.71
Bill Pmt -Check	1851	03/18/2020	2,797.71
Bill Pmt -Check	1884	04/15/2020	3,409.77
Bill Pmt -Check	1940	05/19/2020	3,409.77
Bill Pmt -Check	1989	06/15/2020	3,409.77
			<hr/>
<b>Jul '19 - Jun 20</b>			<b>34,688.20</b>

---



Appendix D: Current Financial Audit

PENDING: SBOA has not released audit review notice. Draft is on file with Authorizer.



---



Appendix E: Current, Supplemental Financial Audit

PENDING: SBOA has not released audit review notice. Draft is on file with Authorizer.

---



Appendix F: State Board of Accounts Audit Review Notice

PENDING: SBOA has not released audit review notice.  
Draft of audit is on file with Authorizer.

---

Appendix G: State Board of Accounts Supplemental Audit Review Notice

PENDING: SBOA has not released audit review notice. Draft of audit is on file with Authorizer.